

MONTHLY REPORT OF DISBURSEMENTS
For the month of March 2022

Department: Department of Trade and Industry (DTI)
Agency: Technical Education and Skills Development Authority
Operating Unit: Central Office
Organization Code: 22 009 0100000
Fund Cluster: 01 Regular Agency Fund

Particulars	Current Year Budget					Prior Year's Budget					Current Year's Accounts					SUB-TOTAL	Trust Liabilities				Grand Total					Remarks	
	PS	MOOE	FINE	CO	TOTAL	Prior Year's Accounts Payable				Current Year's Accounts					PS		MO	CO	TOT	PS	MOOE	FinEx	CO	TOTAL			
						PS	MOOE	FinEx	CO	Sub-Total	PS	MO	FinEx	CO											SU		17=(11+16)
1	2	3	4	5	6=(2+3+4+5)	7	8	9	10	11=(7+8+9+10)	12	13	14	15	16=(12)	17=(11+16)	18=(6+17)	19	20	21	22=(19+20)	23	24	25	26	27=(23+24+25+26)	28
CASH DISBURSEMENTS	18,986,880.15	16,814,846.91	-	-	35,801,727.06	-	6,637,305.71	-	116,587.50	6,753,893.21	-	-	-	-	-	6,753,893.21	42,555,620.27	-	-	-	-	18,986,880.15	23,452,152.62	-	-	116,587.50	42,555,620.27
Notice of Cash Allocation (NCA)	18,986,880.15	16,814,846.91	-	-	35,801,727.06	-	6,637,305.71	-	116,587.50	6,753,893.21	-	-	-	-	-	6,753,893.21	42,555,620.27	-	-	-	-	18,986,880.15	23,452,152.62	-	-	116,587.50	42,555,620.27
MDS Checks Issued	4,996,622.04	4,713,157.37	-	-	9,709,779.41	-	367,186.01	-	-	367,186.01	-	-	-	-	-	367,186.01	10,076,965.42	-	-	-	-	4,996,622.04	5,080,343.38	-	-	-	10,076,965.42
Advice to Debit Account	13,990,258.11	12,101,689.54	-	-	26,091,947.65	-	6,270,119.70	-	116,587.50	6,386,707.20	-	-	-	-	-	6,386,707.20	32,478,654.85	-	-	-	-	13,990,258.11	18,371,809.24	-	-	116,587.50	32,478,654.85
TOTAL CASH DISBURSEMENTS	18,986,880.15	16,814,846.91	-	-	35,801,727.06	-	6,637,305.71	-	116,587.50	6,753,893.21	-	-	-	-	-	6,753,893.21	42,555,620.27	-	-	-	-	18,986,880.15	23,452,152.62	-	-	116,587.50	42,555,620.27
NON-CASH DISBURSEMENTS	2,046,098.13	491,977.37	-	-	2,538,075.50	-	355,403.76	-	-	355,403.76	-	-	-	-	-	355,403.76	2,893,479.26	-	-	-	-	2,046,098.13	847,381.13	-	-	-	2,893,479.26
Tax Remittance Advices Issued (TRA)	2,046,098.13	491,977.37	-	-	2,538,075.50	-	355,403.76	-	-	355,403.76	-	-	-	-	-	355,403.76	2,893,479.26	-	-	-	-	2,046,098.13	847,381.13	-	-	-	2,893,479.26
TOTAL NON-CASH DISBURSEMENTS	2,046,098.13	491,977.37	-	-	2,538,075.50	-	355,403.76	-	-	355,403.76	-	-	-	-	-	355,403.76	2,893,479.26	-	-	-	-	2,046,098.13	847,381.13	-	-	-	2,893,479.26
GRAND TOTAL	21,032,978.28	17,306,824.28	-	-	38,339,802.56	-	6,992,709.47	-	116,587.50	7,109,296.97	-	-	-	-	-	7,109,296.97	45,449,099.53	-	-	-	-	21,032,978.28	24,299,533.75	-	-	116,587.50	45,449,099.53

SUMMARY	Particulars (1)	Previous Report (2)	This Month (3)	As at Date (4)
NCA	394,030,200.00	530,516,000.00	924,546,200.00	
NTA	-	-	-	
Working Fund	-	-	-	
TRA	19,889,617.63	2,893,479.26	22,783,096.89	
CDC	-	-	-	
NCAA	-	-	-	
Less: Notice of Transfer of Allocations (NTA)* issued	291,522,456.66	490,645,616.15	782,168,072.81	
Total Disbursement Authorities Available	122,397,360.97	42,763,863.11	165,161,224.08	
Less:	-	-	-	
Lapsed NCA Disbursements	119,697,197.96	45,449,099.53	165,146,297.49	
Less: Other Non-Cash Disbursements	-	-	-	
Disbursements effected through outright deductions from claims	-	-	-	
Overpayment of expenses (e.g. personnel benefits)	-	-	-	
Restitution for loss of government property	-	-	-	
Liquidated damages and similar claims	-	-	-	
Others (e.g. TEF, BTR, Docs Stamp, etc.)	-	-	-	
Add/Less: Adjustments (e.g. cancelled/staled checks)	2,700,163.01	2,700,163.01	-	
Balance of Disbursement Authorities as at date	122,397,360.97	42,763,863.11	165,161,224.08	
Total Disbursements Program	119,697,197.96	45,464,026.12	165,161,224.08	
Less: *Actual Disbursements	2,700,163.01	2,700,163.01	-	
(Over)/Under spending	-	-	-	

Notes: * The use of NTA is discouraged
Notes: ** Amounts should tally with the grand total disbursement


Certified Correct:

GABRIEL M. SAUGON

Approved By:

DIR. MA. MAGDALENA P. BUTAD

Date



MONTHLY REPORT OF DISBURSEMENTS
For the Month of March 1-31, 2022

FAR No. 4

Department DEPARTMENT OF TRADE AND INDUSTRY (DTI)
Agency TECHNICAL EDUCATION AND SKILLS DEVELOPMENT AUTHORITY (TESDA)
Operating Unit CENTRAL OFFICE
Organization Code 22-009-0100000
Funding Source 01 - Regular Agency Fund

PARTICULARS	CURRENT YEAR BUDGET				PRIOR YEAR'S BUDGET				SUB-TOTAL	GRAND TOTAL				REMARKS
	PS	MOOE	CO	TOTAL	PRIOR YEAR'S ACCOUNTS PAYABLE			TOTAL		PS	MOOE	CO	TOTAL	
					PS	MOOE	CO							
Notice of Cash Allocation														
MDS Checks Issued	4,996,622.04	4,713,157.37	-	9,709,779.41	-	367,186.01	-	367,186.01	367,186.01	10,076,965.42	4,996,622.04	5,080,343.38	-	10,076,965.42
LDDAP-ADA	13,990,258.11	12,101,689.54	-	26,091,947.65	-	6,270,119.70	116,587.50	-	6,386,707.20	32,478,654.85	13,990,258.11	18,371,809.24	116,587.50	32,478,654.85
Tax Remittance Advice	2,046,098.13	491,977.37	-	2,538,075.50	-	355,403.76	-	355,403.76	355,403.76	2,893,479.26	2,046,098.13	847,381.13	-	2,893,479.26
Total	21,032,978.28	17,306,824.28	-	38,339,802.56	-	6,992,709.47	116,587.50	722,589.77	7,109,296.97	45,449,099.53	21,032,978.28	24,299,533.75	116,587.50	45,449,099.53


SUMMARY:

	<u>Prev. Report</u>	<u>This Month</u>	<u>As of Date</u>
Total Disbursements Authorities Received	413,919,817.63	533,409,479.26	947,329,296.89
Notice of Cash Allocation (NCA)	394,030,200.00	530,516,000.00	924,546,200.00
Tax Remittance Advice (TRA)	19,889,617.63	2,893,479.26	22,783,096.89
Less: Notice of Transfer Allocation (NTA) Issued	291,522,456.66	490,645,616.15	782,168,072.81
Total Disbursements Authorities Available	122,397,360.97	42,763,863.11	165,161,224.08
Less:			
Lapsed NCA	-	14,926.59	14,926.59
Disbursements	119,697,197.96	45,449,099.53	165,146,297.49
Total	119,697,197.96	45,464,026.12	165,161,224.08
Balance of Disbursements Authorities as of to Date	2,700,163.01	(2,700,163.01)	-


Total Disbursements Program
Less: Actual Disbursements
(Over)/Under Spending

	<u>Prev. Report</u>	<u>This Month</u>	<u>As of Date</u>
Total Disbursements Program	122,397,360.97	42,763,863.11	165,161,224.08
Less: Actual Disbursements	119,697,197.96	45,449,099.53	165,146,297.49
(Over)/Under Spending	2,700,163.01	(2,685,236.42)	14,926.59

Certified Correct:


GABRIEL M. SAUGON
OIC, Accounting Division-FMS
Date: _____

Approved by:


MA. MAGDALENA P. BUTAD
Director IV-FMS-OED
Date: _____